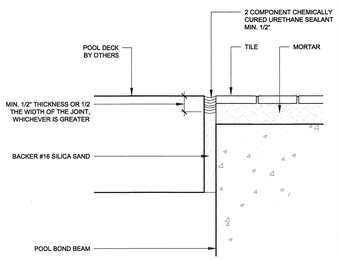

EXPANSION JOINT (20)
SCALE: 1/2" = 1'-0"

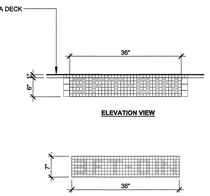

WATERLINE DEPTH MARKER NOTES:

1. ALL TILE TO BE 1"x1" GLAZED CERAMIC TILE WITH 3/4" MORTAR BED SET FLUSH WITH FINISH SPA SURFACE.
2. NUMBERS AND DASHES TO BE BLACK
3. FIELD COLOR ON DECK TO BE WHITE.
4. GROUT TO BE WHITE.

WATERLINE DEPTH MARKERS (16)
SCALE: 3/4" = 1'-0"

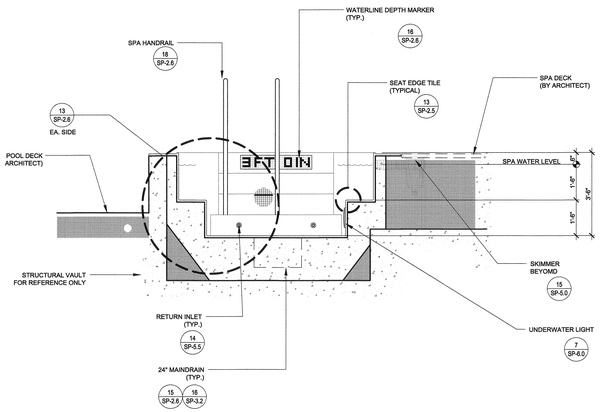

SPA SECTION (7)
SCALE: 3/4" = 1'-0"

NOTES:

A. ITEMS NOT DIMENSIONED ARE IN THE SAME LOCATION AS THOSE ON THE OPPOSITE POOL WALL

B. SEE SHEET SP-2.5 FOR ALL CALLOUTS

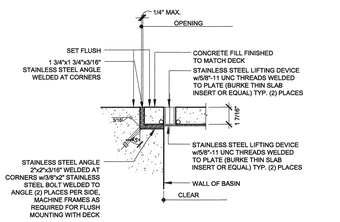

NOTE:

1. PROVIDE (2) T-HANDLE LIFTING DEVICES FABRICATED FROM 5/8" DIA. x 10" STEEL ROD WELDED TO 5/8"- 11 UNC x 7" HEX. HEAD BOLT.
2. FRAME MUST BE BONDED. SEE DETAIL 1/SP-6.0

CONCRETE FILLED ACCESS COVER (19)
SCALE: 3/4" = 1'-0"

PARTS:

24x24 PCFC STAINLESS STEEL FRAME AND GRATE BY PADDOCK POOL EQUIPMENT CO., INC.

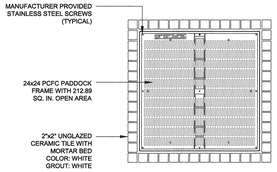

NOTE:

1. GRATE OPENING CANNOT EXCEED 1/2" IN THE DIRECTION OF TRAVEL PER CBC 1124B.411133B.7.2
2. GRATE, FRAME AND SUMP MUST BE COMPLIANT WITH THE VIRGINIA GRAEME-BAKER POOL AND SPA ACT (ASME/ANSI A112.19.8a-2008).
3. SET FRAME PRIOR TO CONCRETE.

24" MAINDRAIN FRAME AND GRATE (15)
SCALE: 3/4" = 1'-0"

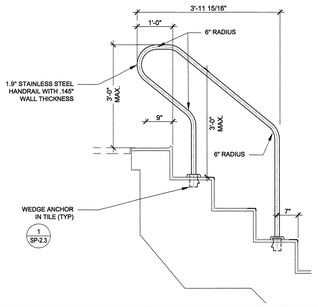

SPA HANDRAIL DETAIL (18)
SCALE: 3/4" = 1'-0"

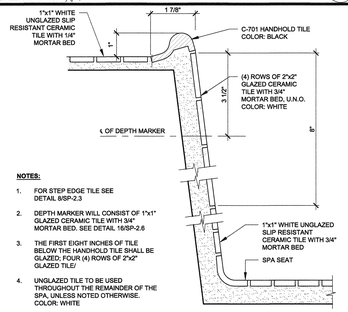

NOTES:

1. FOR STEP EDGE TILE SEE DETAIL 8/SP-2.3
2. DEPTH MARKER WILL CONSIST OF 1"x1" GLAZED CERAMIC TILE WITH 3/4" MORTAR BED. SEE DETAIL 16/SP-2.6
3. THE FIRST EIGHT INCHES OF TILE BELOW THE HANDHOLD TILE SHALL BE GLAZED; FOUR (4) ROWS OF 2"x2" GLAZED TILE/
4. UNGLAZED TILE TO BE USED THROUGHOUT THE REMAINDER OF THE SPA, UNLESS NOTED OTHERWISE. COLOR: WHITE

SPA SEAT TILE (14)
SCALE: 1/2" = 1'-0"

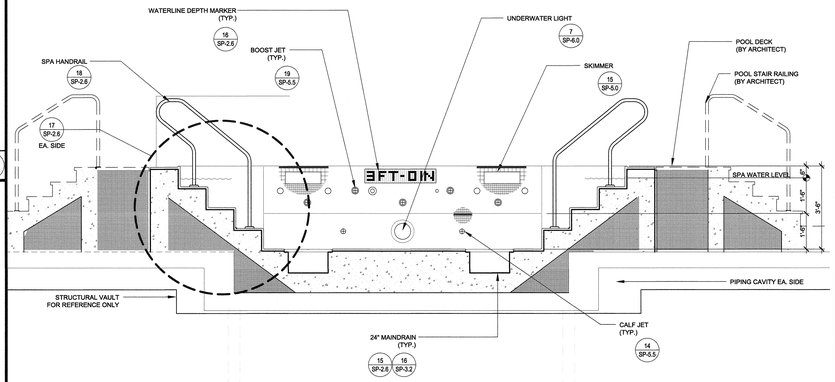

SPA SECTION (5)
SCALE: 3/4" = 1'-0"

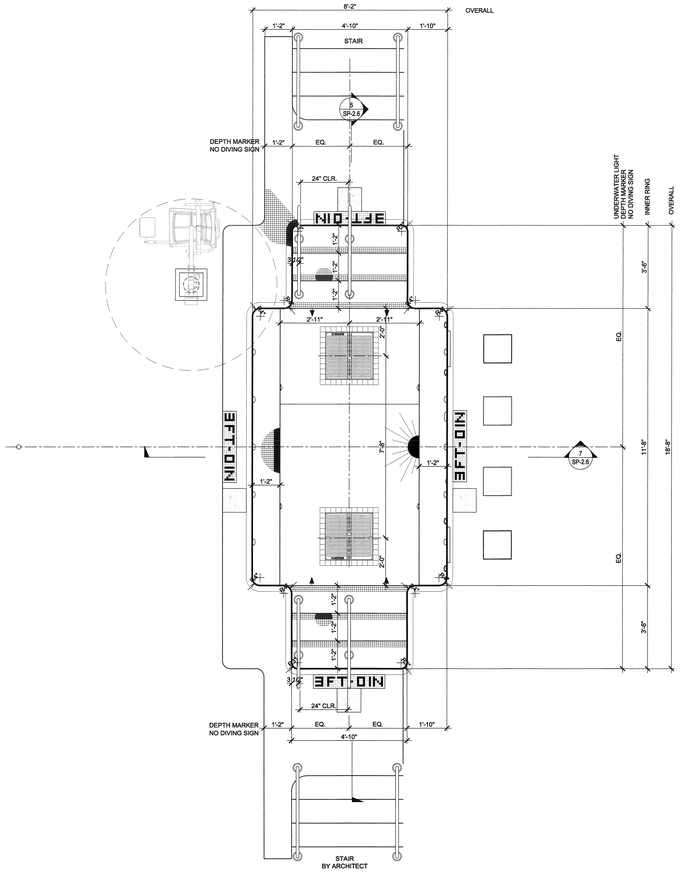

SPA DIMENSIONAL PLAN (1)
SCALE: 1/2" = 1'-0"

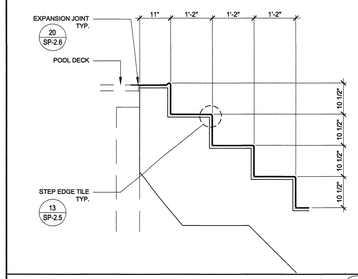

SPA STAIR DETAIL (17)
SCALE: 1" = 1'

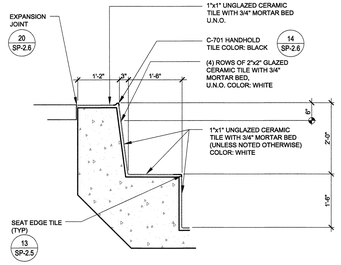

NOTE:
FOR SPA SEAT TILE SEE DETAIL 14 SP-2.6

TYP. SPA SEAT (13)
SCALE: 3/4" = 1'-0"

REVISIONS		
BY	DATE	DESCRIPTION
	06/26/13	Plan Check Submittal
	02/04/14	Plan Check Submittal Rev. No. 1
	02/07/14	Plan Check Submittal Rev. No. 2

hla
howard laks architects
1345 twelfth street
santa monica, ca 90401
voice : 310-393-4465
fax : 310-393-2230

CONSULTANTS

Rowley International Inc
AQUATIC Design, Engineering & Consulting
Suite 275
Redondo Beach, Ca. 90277-2755
TEL (310) 377-6724 FAX (310) 377-8890
www.rowleyinternational.com

These drawings and specifications are the property and copyright of Rowley International Inc and shall not be used for any purpose not specifically agreed to in writing by Rowley International Inc.

710 WILSHIRE BOULEVARD
MIXED-USE HOTEL PROJECT
SANTA MONICA - CALIFORNIA, 90401

SPA DIMENSIONAL PLAN / SECTIONS / DETAILS

REGISTERED PROFESSIONAL ENGINEER WILLIAM NELSON BURKE Exp. 6/30/15 NO. 13864 MECHANICAL CALIFORNIA

DRAWN: HG/RT
CHECKED: GC
APPROVED: -
SCALE: AS NOTED
SHEET: SP-2.6
DATE: JULY 25, 2014
PROJECT NUMBER: HLA 0000000-00000